

R6/7/9 Responder Series

LED Scenelight / Illumination Lighthouse



R9 SL



R7 SL



R6 SL

FEATURES

- Available in various size and dimension to best fit your vehicle.
- Reverse polarity protection.
- Weatherproof and vibration resistant design for internal or external use.
- Solid aluminium base for efficient heat dissipation.
- Optional Chrome or Black flanges.
- ECE R10 EMC Compliance.
- Meets NFPA 1901 requirements without using angled bracket.

SPECIFICATIONS

Colour :

Scenelight / Illumination Lighthouse - White LED w/ Clear Lens

Light Source :

R6 SL = High-power LED x 12 pcs
R7 SL = High-power LED x 24 pcs
R9 SL = High-power LED x 24 pcs

Approvals :

R6 SL : AMD024; NFPA 1901 13.10.1.2.
R7 SL : AMD024.
R9 SL : ECE R10; AMD024;
NFPA 1901 13.10.1.2; NFPA 1901 13.10.1.1 (2pcs).

Wires:

25 CM @ 20AWG

Scenelight / Illumination Lighthouse: BLACK -Ground
RED -Vcc Activation

Power:

| | R6 SL | R7 SL | R9 SL |
|----------------------------|-------|-------|-------|
| Operation Voltage | 12VDC | 12VDC | 12VDC |
| Average Current (A) | 0.66 | 1.03 | 3.10 |
| Average Power (W) | 7.92 | 12.36 | 36.60 |
| Max. Current (A) | 1.32 | 2.06 | 6.10 |
| Max. Power (W) | 15.84 | 24.72 | 73.20 |
| Fuse Rating (A) | 2.00 | 3.00 | 7.00 |

PART NO.

Scenelight / Illumination Lighthouse:

M064-1001W-00R (R6, White LED, Clear Lens);
M067-1001W-00R (R7, White LED, Clear Lens);
M066-1001W-00R (R9, White LED, Clear Lens);

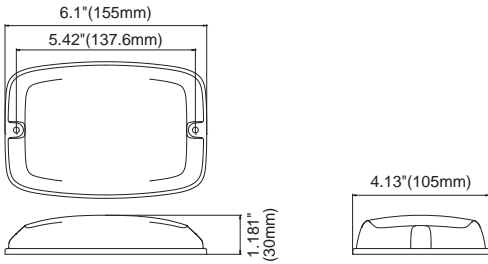
Accessories:

99-M064M02-000 (R6 Flange Bezel, Chrome);
99-M064M03-000 (R6 Flange Bezel, Black);
99-M067M00-000 (R7 Flange Bezel, Chrome);
99-M067M01-000 (R7 Flange Bezel, Black);
99-M066M01-000 (R9 Flange Bezel, Chrome);
99-M066M04-000 (R9 Flange Bezel, Black);
99-M064M01-000 (R6 Flange Bezel for 4 Lighthouses, Vertical, Chrome);
99-M064M06-000 (R6 Flange Bezel for 4 Lighthouses, Vertical, Black);
99-M064M05-000 (R6 Flange Bezel for 3 Lighthouses, Vertical, Chrome);
99-M064M07-000 (R6 Flange Bezel for 3 Lighthouses, Vertical, Black);
99-M064M00-000 (R6 Headlight Mounting Kit for ATI & KD Housings, Chrome);

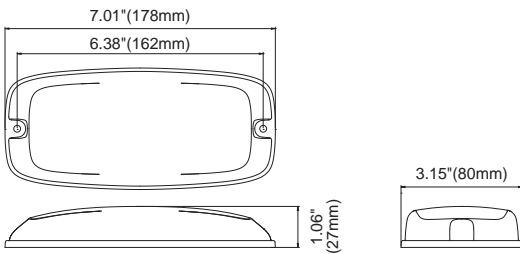
DIMENSIONS

Surface mount w/o flange bezel

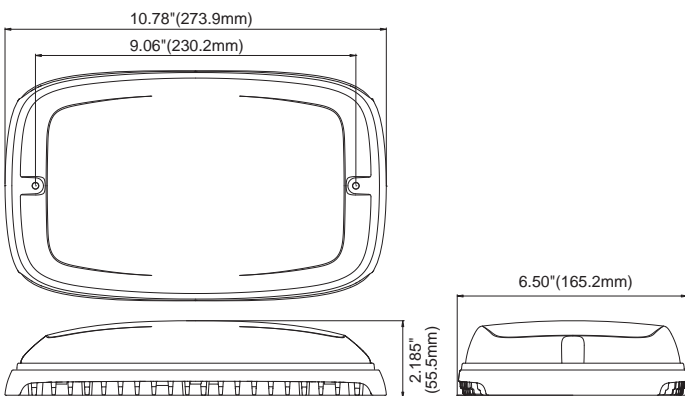
R6 :



R7 :

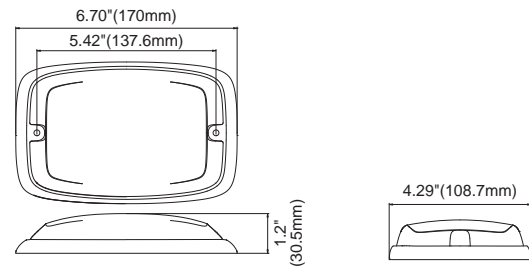


R9 :

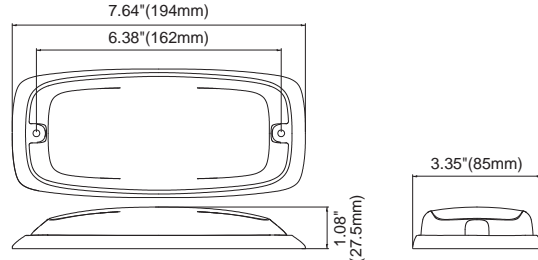


Surface mount w/ flange bezel

R6 :



R7 :



R9 :

