

# LEGION LIGHTBAR

# FIT series



## LED LIGHTBAR 49"



- Carton: N.W.: 12kg  
G.W.: 14kg  
Cuft.: 4.6'



### FEATURES

- New 3LED Fresnel optics for Front/Rear lightheads.
- New 6LED Large D-Fuser for Corner lightheads.
- Easy maintenance and lamp replacement.
- Built-in 7 selectable flash patterns.
- Non-volatile memory recalls last flash pattern used at power up.
- Reverse polarity protection.

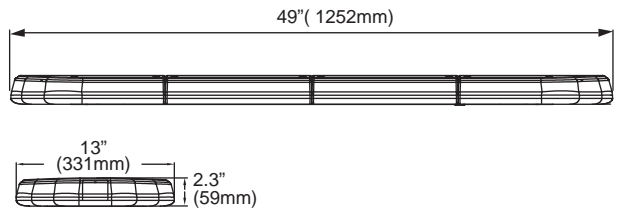
### SPECIFICATIONS

- Approvals:** ECE R65 TA1, TB1, ECE R10, SAE
- Warning Patterns:** 7 Flash Patterns
- Fuse Recommend:** 12V=15A / 24V=7.5A
- Operating Voltage:** 12 or 24VDC
- Ave. Current:** 5A @12.8VDC / 3A @25.6VDC  
(varies with flash pattern)
- Max. Current:** 8.1A @12.8VDC / 4.4A @25.6VDC
- Input/controller wire:** Red-Vcc  
Black-GND  
White-Activate Warning  
Yellow-Flash Patterns & DIM Mode

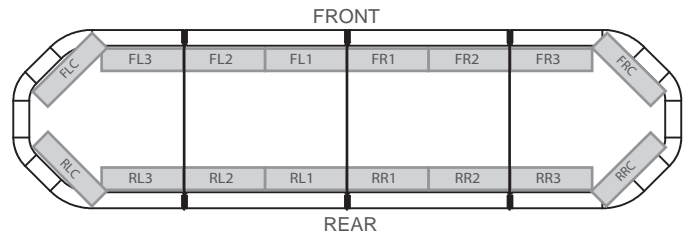
### BRACKET TYPE



### DIMENSIONS



### LAYOUT



### FLASH PATTERN

FP#	Warning Flash Patterns		
1	Double (corners) R65	5	Quad (split) 2Hz
2	Double (all) 2Hz	6	Single (all) 2Hz
3	Double (split) 2Hz	7	Single (split) 2Hz
4	Quad (all) 2Hz		

# Models available

# FIT series

## 12VDC PART NO.

- L06-210xy-00.....Corners only
- L06-211xy-00.....Corners + 4 Inboards
- L06-212xy-00.....Corners + 4 Inboards
- L06-213xy-00.....Corners + 8 Inboards
- L06-214xy-00.....Corners + 8 Inboards
- L06-215xy-00.....Corners + 12 Inboards

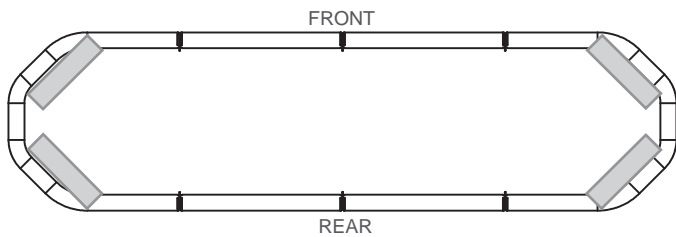
x = Mounting feet

y = Colour

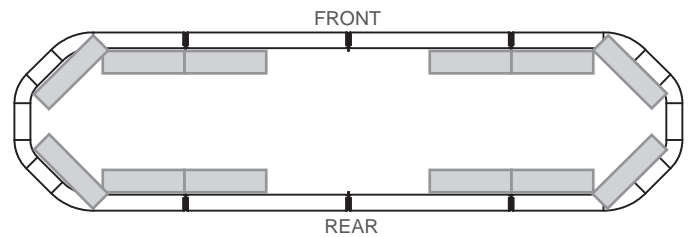
- 0 = W/O MOUNTING
- 1 = STANDARD
- 2 = ADJUSTABLE
- 3 = FLAT NARROW SURFACE
- 4 = FLAT WIDE SURFACE

- A = AMBER-LED & CLEAR-LENS
- B = BLUE-LED & CLEAR-LENS

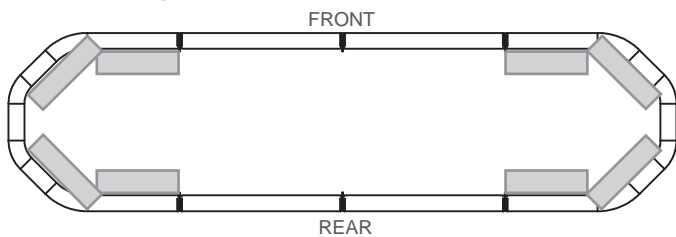
**L06-210xy-00.....Corners only**



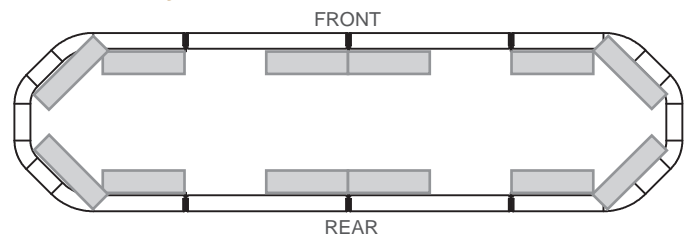
**L06-213xy-00.....Corners + 8 Inboards**



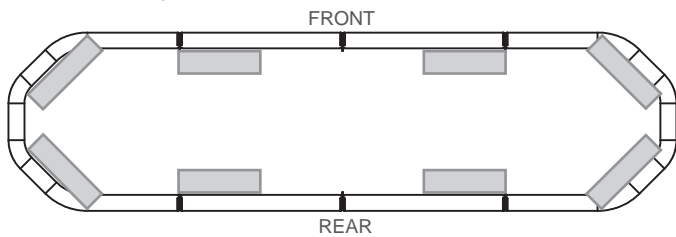
**L06-211xy-00.....Corners + 4 Inboards**



**L06-214xy-00.....Corners + 8 Inboards**



**L06-212xy-00.....Corners + 4 Inboards**



**L06-215xy-00.....Corners + 12 Inboards**

