



3-LED NARROW PROFILE LIGHTHEAD



FEATURES

- 15.79mm (0.62") Narrow profile with remarkable Class 1 output in Horizontal or Vertical mount.
- Universal Angle Adjustable Bracket, mounting virtually anywhere.
- Brand-new unique optical design for efficient and powerful output.
- ECE R10 EMC Compliance.
- Long life LEDs rated to 100,000 hours of operation.
- Non-volatile memory recalls last flash pattern used at power up.
- Multi-units synchronization in simultaneous or alternating flash.
- Reverse polarity protection.
- Weatherproof and vibration resistant design for internal or external use.
- Aluminium base for best heat dissipation.

SPECIFICATIONS

Compliance: SAE J595 Class1, CA13, ECE R10, IPX8

LED Elements: High-power LED x 3pcs

No. of Warning Patterns: 12

Operating Voltage: 12~24VDC

Average Current: 0.4A @12VDC / 0.2A @24VDC
(varies with flash pattern)

Max. Current: 0.79A @12VDC / 0.4A @24VDC

Average Power: 4.74 Watts (varies with flash pattern)

Max. Power: 9.48 Watts

Wires: Red-Vcc : 25cm (20AWG)

Black-GND : 25cm (20AWG)

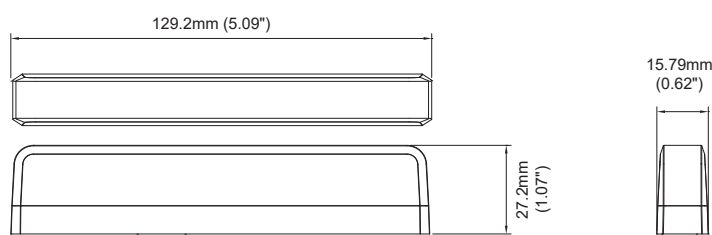
Yellow-Sync & Functions : 25cm (20AWG)

Fuse Rating: 1A

LED Colour: Amber, Blue, Red, White, Green



DIMENSIONS



FLASH PATTERN

Flash Patterns			
1	Double [2Hz]	9	Double [SAE]
2	Single [2Hz]	10	Triple [SAE]
3	Triple [2Hz]	11	Quad [SAE]
4	Quad [2Hz]	12	Quint [SAE]
5	Random	13	Ultra [SAE]
6	Steady	14	Single-Quad
7	Single [SAE, CA13]	15	Single H/L
8	Mega	16	Single-Triple-Quint

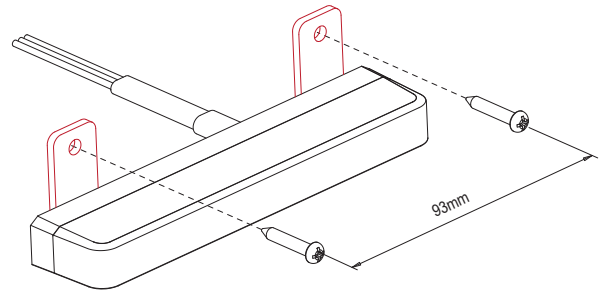
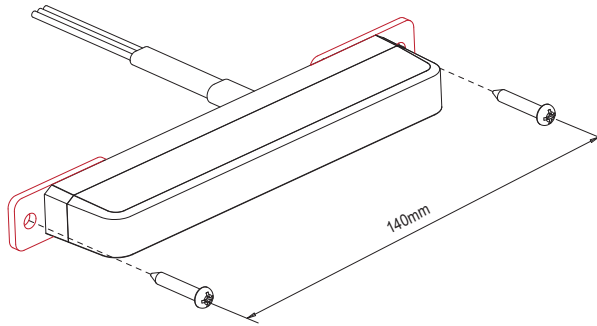
PART NO.

- 02180090 (R10, AMBER)
- 02180106 (R10, BLUE)
- 02180113 (R10, RED)
- 02180120 (R10, WHITE)
- 02180137 (R10, GREEN)

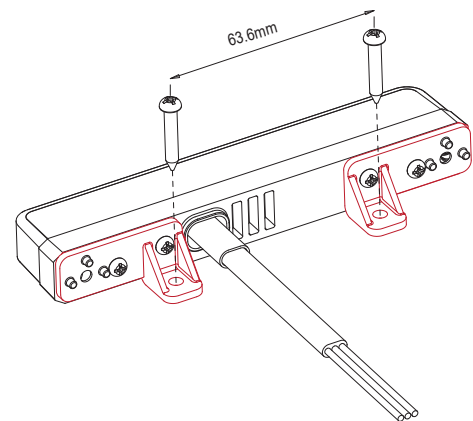
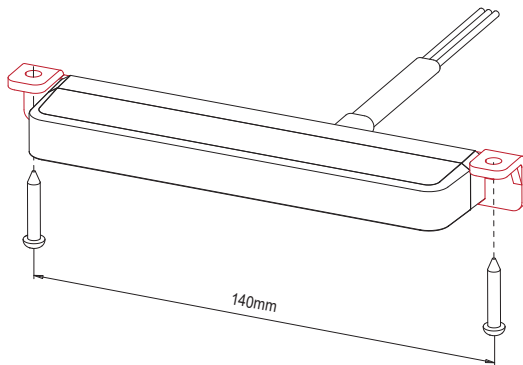
INCLUDED MOUNTING BRACKETS

12~24VDC

Universal Bracket (Multi-Angle)



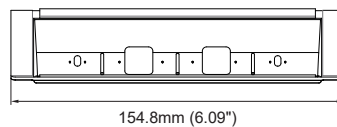

L-Bracket (Front / Rear)



OPTIONAL ACCESSORY

Standard Windshield Shroud Kit

02180151



High Gradient Windshield Shroud Kit

02180168

