



# Mini Stealth

## 6-LED Directional Warning Lamp (Hood Mount)



12~24VDC



**Now available  
in Vertical  
Mount Optics**

### FEATURES

- Super low profile for discreet mounting.
- Up/Down Angle adjustable.
- Available in vertical mount optics.
- Multi-Voltage Input 12~24VDC.
- Built-in 19 selectable flash patterns.
- LEDs rated to 100,000 hours of operation.
- Non-volatile memory recalls last flash pattern used at power up.
- Multiple units are synchronizable and can flash simultaneously or alternately.
- Reverse polarity protection.
- Weatherproof and vibration resistant design for internal or external use.
- Aluminum base for heat dissipation.

### SPECIFICATIONS

**Meets:** SAE J595, J845, CA13 (R/B), ECE R10-04

**Bulb:** High-power LED x 6pcs

**Warning Patterns:** 19 Flash Patterns

**Operating Voltage:** 12~24VDC

**Avg. Current:** R/Y 0.40A@12VDC / 0.20A@24VDC  
B/W/G 0.58A@12VDC / 0.29A@24VDC

**Avg. Power:** R/Y 4.8W  
B/W/G 6.9W

**Max. Current:** R/Y 0.80A@12VDC / 0.40A@24VDC  
B/W/G 1.15A@12VDC / 0.58A@24VDC

**Max. Power:** R/Y 9.6W  
B/W/G 13.8W

**Wires:** Red-Vcc : 97cm (20AWG)  
Black-GND : 97cm (20AWG)  
Yellow-Flash Patterns & Sync : 97cm (20AWG)

**Fuse Recommended:** 3A

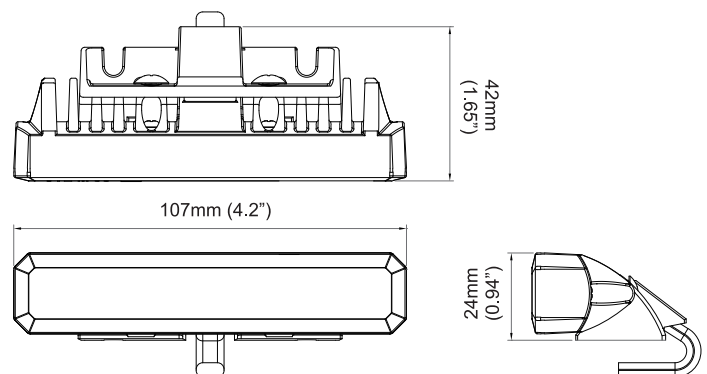
**Multi-Unit Synchronization:** Over 15 units

**Available in:** BLUE , AMBER, RED, GREEN, WHITE

### MOUNTING OPTIONS

- Adhesive Mount
- Screw Mount
- Bracket Mount

### DIMENSIONS



### PART NO.

- MS6BH-BB (BLUE/BLUE)
- MS6BH-BY (BLUE/AMBER)
- MS6BH-RR (RED/RED)
- MS6BH-RY (RED/AMBER)
- MS6BH-YR (AMBER/RED)
- MS6BH-YY (AMBER/AMBER)
- MS6BH-BW (BLUE/WHITE)
- MS6BH-RB (RED/BLUE)
- MS6BH-RW (RED/WHITE)
- MS6BH-WW (WHITE/WHITE)
- MS6BH-YW (AMBER/WHITE)
- MS6BH-GG (GREEN/GREEN)
- M15-0013A-00R MS6H, VERTICAL MOUNT, (AMBER/AMBER)
- M15-0013B-00R MS6H, VERTICAL MOUNT, (BLUE/BLUE)
- M15-0013R-00R MS6H, VERTICAL MOUNT, (RED/RED)
- M15-0013W-00R MS6H, VERTICAL MOUNT, (WHITE/WHITE)
- M15-0013G-00R MS6H, VERTICAL MOUNT, (GREEN/GREEN)

### FLASH PATTERN

FP#	Flash Patterns		
1	Random (all)	11	Double (all) (SAE)
2	Single (split)	12	Quad (all) (SAE)
3	Double (split)	13	Quint (all) (SAE)
4	Quad (split)	14	Mega (all)
5	Quint (split)	15	Ultra (all) (SAE)
6	Mega (split)	16	Single-Quad (all)
7	Ultra (split)	17	Single H/L (all)
8	Single-Quad (split)	18	Steady Half
9	Single H/L (split)	19	Steady All
10	Single (all) (SAE, CA13)		

\*SPLIT=Left alternate Right \*ALL=all LEDs on

# Mini Stealth

12~24VDC

## 6-LED Directional Warning Lamp (Surface Mount)



**Now available  
in Vertical  
Mount Optics**

### FEATURES

- Super low profile for discreet mounting.
- Available in vertical mount optics.
- Multi-Voltage Input 12~24VDC.
- Built-in 19 selectable flash patterns.
- LEDs rated to 100,000 hours of operation.
- Non-volatile memory recalls last flash pattern used at power up.
- Multiple units are synchronizable and can flash simultaneously or alternately.
- Reverse polarity protection.
- Weatherproof and vibration resistant design for internal or external use.
- Aluminum base for heat dissipation.

### SPECIFICATIONS

**Meets:** SAE J595, J845, CA13 (R/B), ECE R10-04

**Bulb:** High-power LED x 6pcs

**Warning Patterns:** 19 Flash Patterns

**Operating Voltage:** 12~24VDC

**Avg. Current:** R/Y 0.40A@12VDC / 0.20A@24VDC  
B/W/G 0.58A@12VDC / 0.29A@24VDC

**Avg. Power:** R/Y 4.8W  
B/W/G 6.9W

**Max. Current:** R/Y 0.80A@12VDC / 0.40A@24VDC  
B/W/G 1.15A@12VDC / 0.58A@24VDC

**Max. Power:** R/Y 9.6W  
B/W/G 13.8W

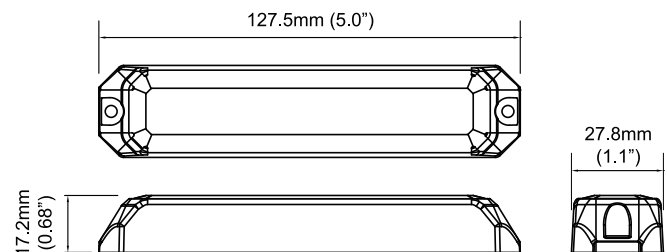
**Wires:** Red-Vcc : 20cm (20AWG)  
Black-GND : 20cm (20AWG)  
Yellow-Flash Patterns & Sync : 20cm (20AWG)

**Fuse Recommended:** 3A

**Multi-Unit Synchronization:** Over 15 units

**Available in:** BLUE, AMBER, RED, GREEN, WHITE

### DIMENSIONS



### PART NO.

- MS6BS-BB (BLUE/BLUE)
- MS6BS-BY (BLUE/AMBER)
- MS6BS-RR (RED/RED)
- MS6BS-RY (RED/AMBER)
- MS6BS-YR (AMBER/RED)
- MS6BS-YY (AMBER/AMBER)
- MS6BS-BW (BLUE/WHITE)
- MS6BS-RB (RED/BLUE)
- MS6BS-RW (RED/WHITE)
- MS6BS-WW (WHITE/WHITE)
- MS6BS-YW (AMBER/WHITE)
- MS6BS-GG (GREEN/GREEN)
- M16-0013A-00R MS6S, VERTICAL MOUNT, (AMBER/AMBER)
- M16-0013B-00R MS6S, VERTICAL MOUNT, (BLUE/BLUE)
- M16-0013R-00R MS6S, VERTICAL MOUNT, (RED/RED)
- M16-0013W-00R MS6S, VERTICAL MOUNT, (WHITE/WHITE)
- M16-0013G-00R MS6S, VERTICAL MOUNT, (GREEN/GREEN)

### FLASH PATTERN

FP#	Flash Patterns		
1	Random (all)	11	Double (all) (SAE)
2	Single (split)	12	Quad (all) (SAE)
3	Double (split)	13	Quint (all) (SAE)
4	Quad (split)	14	Mega (all)
5	Quint (split)	15	Ultra (all) (SAE)
6	Mega (split)	16	Single-Quad (all)
7	Ultra (split)	17	Single H/L (all)
8	Single-Quad (split)	18	Steady Half
9	Single H/L (split)	19	Steady All
10	Single (all) (SAE, CA13)		

\*SPLIT=Left alternate Right \*ALL=all LEDs on