


SW830

Multi-purpose Switch / Control Panel w/ Power Module



Switch Panel

Power Module

FEATURES

- 8 switches control panel with 3 x 10Amp and 5 x 0.2Amp outputs for auxiliary device power or function activation.
- 3 Button / 4 Button mutually exclusive control grouping for Traffic Arrow application.
- All backlit rubber touch buttons.
- Fully programable buttons in ON/OFF or momentary switch mode.
- European Siren Interlock compatible.
- 10 LED signal indicator for your lightbar or traffic director.
- 35 selectable icon stickers to clearly label your panel.
- Available in Software Ver. C with dual interlock buttons.

SPECIFICATIONS

Compliance: ECE R10

Operating Voltage: 10~24VDC

Input Current: max 32A / min 0.01A

Output Voltage: 10~24VDC

Output Current: max 0.2A x 5 ports /
max 10A x 3ports

Fuse Rating: 35A @ Input

Storage Temperature: -40°C ~ 75°C

Operating Temperature: -30°C ~ 65°C

Control Panel Cable: 8 pin RJ45 Cable, 24AWG, 4m

Cable Length: 4m (controller to power box)

RECOMMENDED RELAY SPECIFICATION (USER-SUPPLIED)

Input Voltage: 10~24 VDC

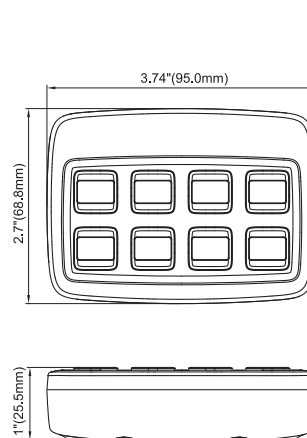
Input Current: < 200mA

PART NO.

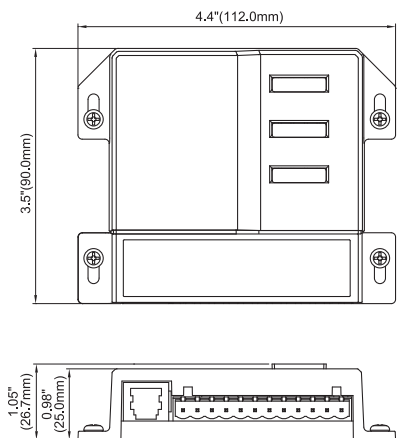
- A003-11130-00R (8 SWITCH W/ RELAY, ECE R10)
- A003-11030-00R (8 SWITCH W/ RELAY)
- A003-31130-00R (8 SWITCH W/ RELAY, VER. C, ECE R10)
- A003-31030-00R (8 SWITCH W/ RELAY, VER. C)

DIMENSIONS

Control Panel



Power Module



ICON STICKER

