



12~24VDC

ST6 Super Thin

ECE R65 6-LED Warning Lamp



Screw Mount

Quick Mount **NEW!**

FEATURES

- Features Cruise Mode for steady burn if desired.
- 0.35" (9mm) Super low-profile optic with ECE R65 (XA1, XB1) and SAE Class 1 certified output.
- Quick Mount version with minimum bezel design and pre-applied 3M adhesive for a clean and quick installation. **NEW!**
- Multi-memories design for instant switch between selected flash patterns.
- ECE R10 EMC Compliance.
- Self-contained; no external flasher required.
- Multi-units synchronization in simultaneous or alternating flash.
- Fully weatherproof and vibration resistant design for external or internal use.
- Solid aluminium housing for efficient heat dissipation and maximum durability.
- Non-volatile memory recalls last flash pattern used at power up.
- Reverse polarity and load dump protection.

SPECIFICATIONS

Compliance: ECE R65 (XA1, XB1); ECE R10
SAE J595 Class 1; CISPR 25; IPX7

LED Element: High-power LED x 6 pcs

No. of Warning Patterns: 20

Operating Voltage: 12~24VDC

Avg. Current: 0.44A @12VDC / 0.22A @24VDC
(varies with flash pattern)

Max. Current: 0.87A @12VDC / 0.44A @24VDC

Avg. Power: 5.2W (varies with flash pattern)

Max. Power: 10.4W

Wires: Black - GND: 20AWG

Red - Warning Memory 1: 20AWG

White - Warning Memory 2: 20AWG

Yellow - Flash Patterns & Sync: 20AWG

Wire Length: 25cm for Screw Mount version
46cm flat wire for Quick Mount version

Fuse Rating: 1A

Synchronization: 20 Units

LED Colour: Blue, Amber

Lens Colour: Clear

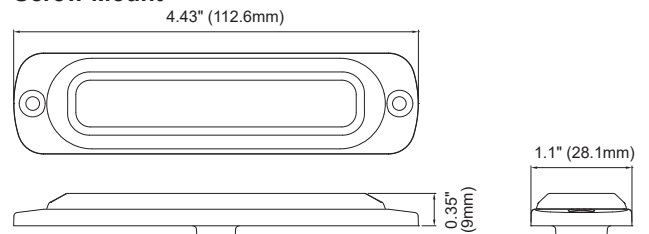
Storage Temp. : -40°C to +75°C

Working Temp. : -30°C to +65°C

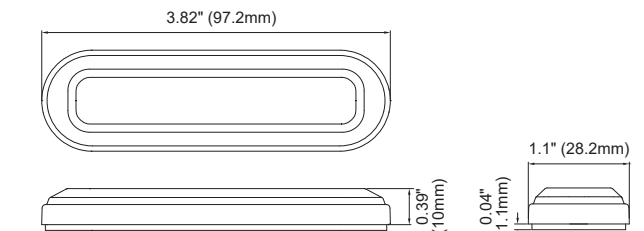
Warranty: 5 Years

DIMENSIONS

Screw Mount



Quick Mount



FLASH PATTERN

| Flash Pattern | | |
|---------------|---------------------|------------|
| 1 | Double | [R65]* |
| 2 | Steady | |
| 3 | Cruise | |
| 4 | Single | [2Hz] |
| 5 | Triple | [2Hz] |
| 6 | Quad | [2Hz] |
| 7 | Random | |
| 8 | Steady EF** | |
| 9 | Single | [SAE/CA13] |
| 10 | Double | [SAE] |
| 11 | Triple | [SAE] |
| 12 | Quad | [SAE] |
| 13 | Quint | [SAE] |
| 14 | Mega | |
| 15 | Giga | |
| 16 | Ultra | [SAE] |
| 17 | Single-Quad | |
| 18 | Single H/L | |
| 19 | Single-Triple-Quint | |
| 20 | Steady Scene | |

* Actual approval will be based on the model ordered.

** For use with external flash controller.

ACCESSORIES

99-M042M00-000
L-bracket Single Head



99-M042M01-000
Bracket Swivel Mount



99-M042M02-000
L-bracket Dual Head (Left/right)



99-M042M03-000
L-bracket Dual Head (Top/down)



99-M042X00-000
Chrome Flange Kit for Screw Mount



99-M042X01-000
White Flange Kit for Screw Mount



99-M042X02-000
Black Flange Kit for Screw Mount



99-M042X03-000
Rubber Saddle Spacers for Screw Mount
(Ø65~Ø75mm pipe to flat surface)

